


KG1 Monthly Module March/April 2019

By the end of March & April, KG1 students will have achieved the following:

I. Language Arts: English

a) Oral Language & Vocabulary:

- Everything is growing and changing just like me...
- It's Spring Time!
- HAPPY MOTHER'S DAY!
- Palm Sunday/ olive branches/ pray/ new clothes/ decorated candle...
- HAPPY Easter! / Colored eggs/ basket/ egg hunt...
- Animals/ animal babies/ care/ feed/ water/ safe place to live...

 Stories we enjoyed listening to:

Growing Like Me - The Gigantic Turnip - Waiting for Wings - Spring Song

A Mother for Chocco - Peter's Chair - The Little Egg (Easter)

Animal Babies - The Ocean Is... - Who's in Rabbit's House?

One Moose, Twenty Mice - I Like Cats

b) Phonemic Awareness:

- Identify and name the capital letters "N", "V", "Z", "U", "B", and "O" and their sounds.

c) Pre-Writing Skills:

- Identify & make Zigzag & Loops lines using play dough
- Paint & draw Zigzag & Loops lines

d) Songs & rhymes:

- Have you seen my little plant?
- My garden
- I see rainbows
- Mommy, mommy
- Every day of the week
- One, Two, Three... Jesus Is Alive!
- One, Two, Three, Four, Five
- Bingo
- Mary Had a Little Lamb
- Five Little Monkeys
- Hey Diddle Diddle
- Old Mc Donald
- Yankee Doodle
- Jesus Loves the Little Children

Maya Z.

II. Science:

- Identify, learn and use the colors pink, white, black, and grey
- Compare the concepts; full vs. empty
- Compare the concepts; clean vs. dirty

III. Mathematics:

- Match objects and pictures
- Identify & make circles, squares, triangles, & rectangles using play dough
- Identify & make ovals using play dough
- Identify the numbers 5 & 6 and their values
- Make a set and a pattern

IV. Gross Motor Skills:

e) Physical Education:

- Face new experiences
- Walk on both hands and legs
- Act and sound like animals
- Team games

f) Psychomotor Skills:

- Develop the knowledge of the basic spatial terms: in/out, top/bottom, up/down, front/behind, between and against
- Master the knowledge of various spatial terms in order to orient oneself in a space

V. Arts:

- Painting, crumpling, & tearing

VI. Music:

- Respond to music through body language
- The claves
- Chair's game
- The triangle
- Discover different environmental sounds

VII. Religion:

- The Cross sign/"Our Father" & "Hail Mary" prayers
- Jesus heals the leper
- The Faith of a Cannanite Woman
- Jesus Blesses the Children
- Zaccheaus Meets Jesus
- Palm Sunday
- Holy week

♪ One, Two, Three... Jesus Is Alive!

♪ Jesus Loves the Little Children

VIII. Dance:

- Practicing and performing the Mother's Day dance!
- Side steps
- Galloping

* Songs, Rhymes & Poems: March

<p>Have you seen my little plant?</p> <p>Have you seen my little plant? It's green and flowery. If you want to look at it, Come to me to water it. Have you seen my little plant? It's green and flowery.</p>	<p>Mommy, mommy:</p> <p>Mommy, mommy, I love you, And I know you love me too. Lots of hugs you give to me, And my mom you'll always be. Mommy, mommy, I love you, And I know you love me too.</p>
<p>My garden:</p> <p>I dig, dig, dig, and plant some seeds, I rake, rake, rake, and pull some weeds, I water, wait, and watch, and soon I know, My garden sprouts and starts to grow!</p>	<p>Every day of the week:</p> <p>Every day of the week, I want to say I love you, Monday with a big bouquet, If you're Tuesday with a gentle kiss, Wednesday silently, Thursday quietly, Friday by being polite Saturday by being quite, And Sunday by wishing you, HAPPY MOTHER'S DAY!</p>
<p>I see rainbows:</p> <p>I see rainbows, I see rainbows, way up high, in the sky They are red and orange, yellow green and blue Purple, too! What a view!</p> <p>I see rainbows, I see rainbows, way up high, in the sky They are made from sunshine, shining through the rain What a view! In skies so blue!</p> <p>"One, Two, Three... Jesus Is Alive!"</p> <p>One, two, three, Jesus is alive! (x2) He died for you and me, but on day three, Jesus rose again, Jesus is alive!</p> <p>God loved the world (x2), so He gave his son (x2), Jesus is our friend (x2), He loves everyone (x2).</p> <p>One, Two, Three...</p>	<p>Jesus Loves the Little Children:</p> <p>Jesus loves the little children All the children of the world Red, brown, black and white They are precious in his sight Jesus loves the little children of the world!</p>

* Songs, Rhymes & Poems: April

<p>“One, Two, Three, Four, Five”:</p> <p>One, two, three, four, five, Once I caught a fish alive. Six, seven, eight, nine, ten, Then I let it go again. Why did you let it go? Because it bit my finger so. Which finger did it bite? This little finger on my right.</p>	<p>“Hey diddle diddle”:</p> <p>Hey diddle diddle, the cat and the fiddle, The cow jumped over the moon. The little dog laughed, to see such fun, And the dish ran away with the spoon.</p>
<p>“Bingo”:</p> <p>There was a farmer who had a dog, And Bingo was his name-o. B-I-N-G-O (x3), And Bingo was his name-o!</p> <p>“Mary had a little lamb”:</p> <p>Mary had a (little lamb) x3, Mary had a little lamb, Its fleece was white as snow. And everywhere that (Mary went) x3, Everywhere that Mary went, The lamb was sure to go.</p>	<p>“Old McDonald”:</p> <p>Old McDonald had a farm, ee - i - ee - i - o. And on that farm, he had a cow, ee - i - ee - i - o. With a moo moo here, and a moo moo there, Here a moo, there a moo, everywhere a moo moo. Old McDonald had a farm, ee - i - ee - i - o.</p> <ul style="list-style-type: none">* Some sheep - baa baa* A pig - oink oink* Some ducks - quack quack* A truck - chug chug* A horse - neigh neigh* A dog - woof woof
<p>“Five little monkeys”:</p> <p>Five little monkeys jumping on the bed, One fell off and bumped his head, Mama call the doctor and the doctor said: “No more monkeys jumping on the bed”.</p> <ul style="list-style-type: none">* Four little monkeys...* Three little monkeys...* Two little monkeys...* One little monkey...	<p>“Yankee doodle”:</p> <p>Yankee doodle went to town, riding on a pony, He stuck a feather in his cap, and called it “macaroni”. Yankee doodle, keep it up, Yankee doodle dandy, Find the music and the step, and with the girls be handy.</p>




اللغة العربية

الصف: الروضة الأولى

الشهر: آذار - نيسان ٢٠١٩

ماذا تعلمت هذا الشهر؟

* المحور: فصل الربيع وعيد الأم / عيد الشعانين / عيد الفصح / حيوانات المزرعة / حيوانات الغابة / الحيوانات الأليفة.

* الأنشطة : قصّة : سامي يزرع شجرة  فكتور وحيوانات المزرعة 
الديك الذكي 

* مشاهدة ومحادثة: - مشاهدة الطبيعة في فصل الربيع / أسمي أمي وأصفها.
- أعرّف: حيوانات المزرعة، حيوانات الغابة والحيوانات الأليفة وأسميها.

* حسي: اللون الأزرق

* أغنية:

هالصيّان

😊 عيدك يا ماما

شو حلوين هالصيّان

عيد الأعياد عيدك يا ماما

عم بيدوروا حول إمن مبسوطين

بتعيد لولاد بكلّ الدنيي

شربوا ماي قالوا خي

بعيدك يا ماما (٢) بعيد الأعياد

رفعوا راسن شكروا ربّ مبسوطين.

بمزرعتنا حيوانات

بمزرعتنا حيوانات ايّا اووو بمزرعتنا في بقرات ايّا اووو

مو مو هون مو مو هونيك (٢)

بمزرعتنا حيوانات ايّا اووو بمزرعتنا في غنمات ايّا اووو

ماء ماء هون ماء ماء هونيك (٢)

بمزرعتنا حيوانات ايّا اووو بمزرعتنا في بطّات ايّا اووو

كواك كواك هون كواك كواك هونيك (٢)

بمزرعتنا حيوانات ايّا اووو ايّا اووو

FLE : Français langue étrangère

Mars 2019

Classe : KG1

Thème : Le printemps/la fête des mères.

Objectif : Acquérir un vocabulaire sur les caractéristiques du printemps.

Reconnaitre la couleur rose et le chiffre 1.

Langage oral : - Le respect de la nature.

- La nature au printemps.

- La fête des mères.

Langage écrit : Notion : grand /moyen /petit +fiche.

Chant : Le printemps.

Conte : Boucle d'or / Coucou le printemps.

Sensoriel : Reconnaitre la couleur rose, le chiffre 1 et notion (grand /moyen /petit).

Chant :

Le printemps.

Les petits oursont se réveillent

La neige est partie.

On entend le bruit des abeilles

Le rouge-gorge fait son nid.

Oh le printemps que j'aime le printemps

Que la vie est belle !

Les belles fleurs dansent

L'écureuil dit bonjour !

Tout le monde semble être content

Le printemps est de retour.

Oh le printemps que j'aime le printemps

Que la vie est belle !

FLE : Français langue étrangère

Avril 2019

Classe : KG1

Thème : Les animaux de la ferme.

Objectif : Acquérir un vocabulaire sur les animaux de la ferme.

Reconnaitre la couleur noire et le chiffre 2.

Langage oral : - Les animaux de la ferme.

- Les cris des animaux.

Langage écrit : fiche : Je relie le petit à sa maman (les animaux de la ferme).

Chant : Les animaux de la ferme.

Conte : Petit ours brun découvre la ferme - Tchoupi à la ferme.

Sensoriel : Reconnaitre la couleur noire/ le chiffre 2/ la notion (Devant /derrière)/ la forme ovale.

Chant :

Les animaux de la ferme

Les animaux de la ferme

Chantent tous en chœur

La vache meugle meuh,meuh,meuh

Le mouton bêle bê,bê,bê

Quand le fermier arrive

Les animaux se taisent.

Les animaux de la ferme

Chantent tous en chœur

Le cochon grogne grooo,grooo,grooo

L'âne braie hihan,hihan,hihan

Le poussin piaule pi,pi,pi

Quand le fermier arrive

Les animaux se taisent.